



**MAMUT
ANDINO**

Hydraulic Gantry Sistema de Izaje



CAPACITY:

4 Point - 48A

800 (725) Tons to 15'8" (4794 mm)

597 (541) Tons to 21'6" (6572 mm)

402 (364) Tons to 27'4-3/4" (8350 mm)

2 Point - 24A

400 (362) Tons to 15'8" (4794 mm)

298 (270) Tons to 21'6" (6572 mm)

201 (180) Tons to 27'4-3/4" (8350 mm)

Max. Operating PSI: 2000 (138 bar)

BASE DIMENSIONS:

Length: 73 1/2" (1867 mm)

Width: 48" (1229 mm)

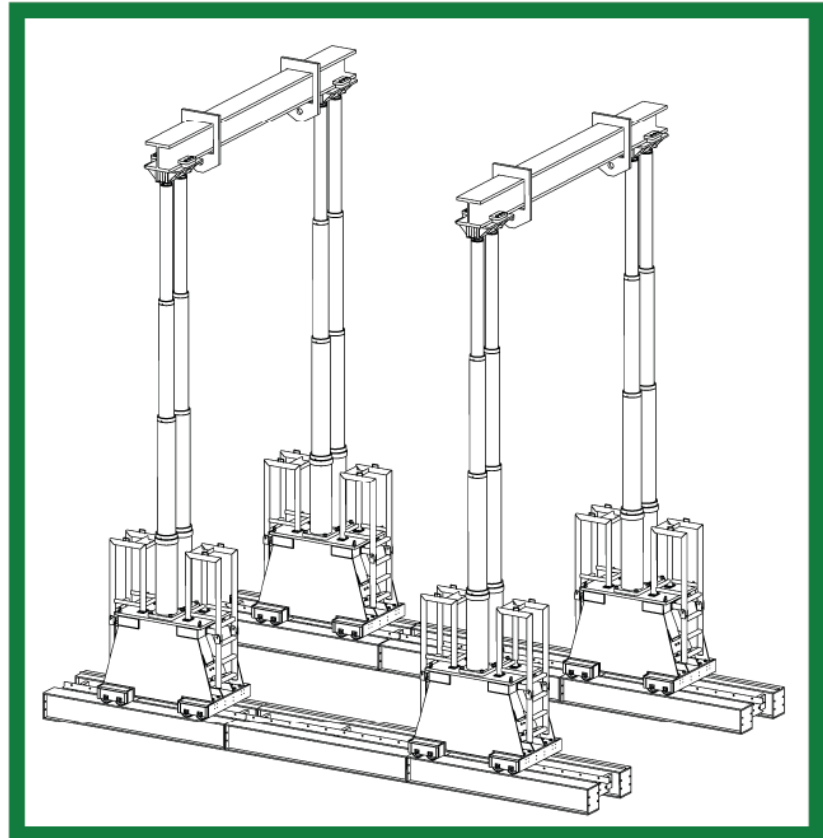
Height Retracted: 9'10-3/4" (3016 mm)

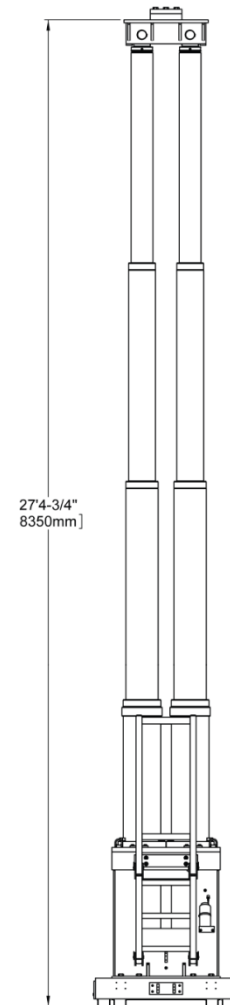
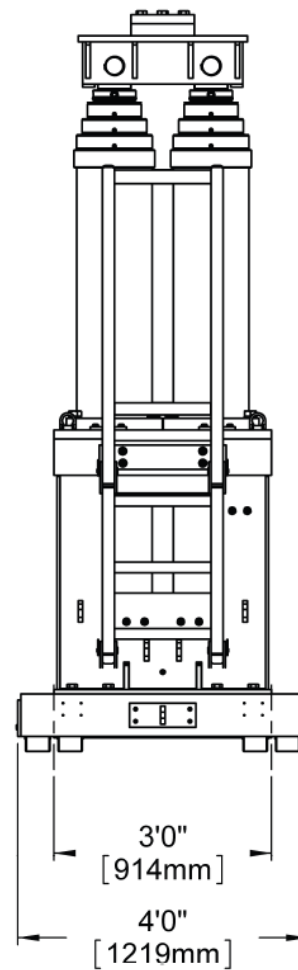
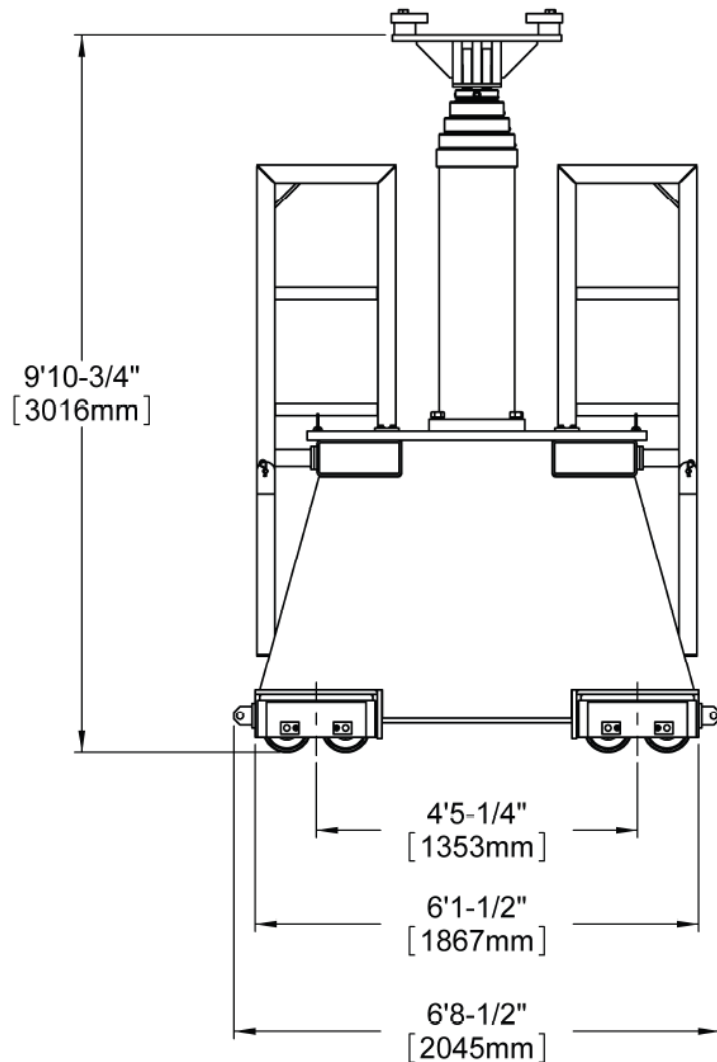
Weight: 11000 lbs. (4994 kg)

POWER UNITS:

Two 400 gallon (1514 L) Power Units
per four point system

Power Options: Diesel, Gasoline,

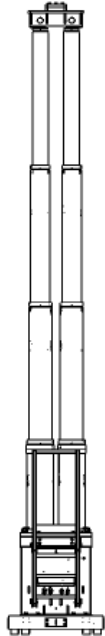




LIFT SYSTEMS

MODEL 48A CAPACITY CHART
800 (725) TON 4 POINT LIFT SYSTEM

48ALC006



PRESSURE	2,000 PSI (138 BAR)	1,800 124	1,600 110	1,400 97	1,200 83	1,000 69	800 55	600 41	400 28	200 14
27' 5" (8,357 mm) 3rd STAGE	400 TON (362)	361 TON (327)	321 TON (291)	281 TON (254)	241 TON (218)	201 TON (182)	160 TON (145)	120 TON (108)	80 TON (72)	40 TON (36)
21' 7" (6,579 mm) 2nd STAGE	597 TON (541)	537 TON (487)	477 TON (432)	418 TON (379)	358 TON (324)	298 TON (270)	238 TON (215)	179 TON (162)	119 TON (107)	59 TON (53)
15' 9" (4,801 mm) 1st STAGE	800 TON (725)	747 TON (677)	664 TON (602)	581 TON (527)	498 TON (451)	415 TON (376)	332 TON (301)	249 TON (225)	166 TON (150)	83 TON (75)

9' 11"
(3,023 mm)

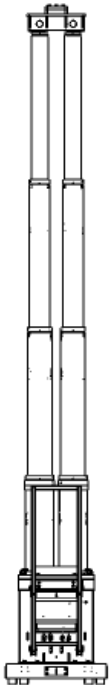
STANDARD
(METRIC)

THIS CHART IS BASED ON LIFT SYSTEMS
CYL# CYL96, CYL97 AND CYL127

LIFT SYSTEMS

MODEL 24A CAPACITY CHART
400 (362) TON 2 POINT LIFT SYSTEM

24ALC007



PRESSURE	2,000 PSI (138 BAR)	1800	1600	1400	1200	1000	800	600	400	200
27' 5" (8,357 mm) 3rd STAGE	200 TON (181)	180 TON (163)	160 TON (145)	140 TON (127)	120 TON (108)	100 TON (90)	80 TON (72)	60 TON (54)	40 TON (36)	20 TON (18)
21' 7" (6,579 mm) 2nd STAGE	298 TON (270)	268 TON (243)	238 TON (215)	209 TON (189)	179 TON (162)	149 TON (135)	119 TON (107)	89 TON (80)	59 TON (53)	29 TON (26)
15' 9" (4,801 mm) 1st STAGE	400 TON (362)	373 TON (338)	332 TON (301)	290 TON (263)	249 TON (225)	207 TON (187)	166 TON (150)	124 TON (112)	83 TON (75)	41 TON (37)

9' 11"
(3,023 mm)

THIS CHART IS BASED ON LIFT SYSTEMS
CYL# CYL96, CYL97 AND CYL127

LIFT SYSTEMS PATENTS
U.S. PATENTS #4,573,853
#5,181,693
UK PATENT #2,154,543
AND VARIOUS OTHER
PATENTS

STANDARD
(METRIC)